

ROCKSTAND®

by WARWICK

Collapsible Guitar Stand

Guidelines and Instructions for Security and Use

Characteristics & Advantages of the RockStand® Series Collapsible Guitar Stand:

- Securely holds 1, 2 or 3 Acoustic or Electric Guitars or Basses
- Foam padding for extra instrument protection
- Collapsible for easy storage and transport
- Adjustable neck rest
- Rugged, powder-coated metal construction
- Not recommended for instruments with nitrocellulose finish
- Official German TÜV GS seal guarantees safety according to high German standards


Manufacturer Warwick GmbH & Co. Music Equipment KG,
Gewerbepark 46, 08258 Markneukirchen, Germany

Technical Data


Model	RS 20830 / RS 20840
Weight (kg / lbs)	0,93 kg / 2.05 lbs 0,98 kg / 2.16 lbs
Capacity (kg / lbs)	10 kg / 22.05 lbs
Dimensions (cm / ft) Width x Depth	52 x 29 cm / 1.71 x 0.95 ft approx. Height: 62-77 cm / 2.03-2.53 ft

Model Summary

RS 20830



RS 20840



For one Electric or Acoustic Guitar or Bass (available with Locking System or Automatic Flip System)

Intended Use

The guitar stand is meant to be used only to hold guitars or similar instruments, as described in this manual. All other uses not included and described in this manual are hereby prohibited. **Warwick GmbH & Co. Music Equipment KG** is not responsible for any damages caused by misuse or wrong applications of these stands.

ROCKSTAND®


by WARWICK

Security Guidelines

- Keep children away from the guitar stand and do not let them play with it. The guitar stand is not a toy.
- Never use the guitar stand as a ladder or support frame for other things!
- Only place the guitar stand on a level and even surface. **Warwick GmbH & Co. Music Equipment KG** is not responsible for any personal and material damages caused by faulty assembly and misuse.
- This stand has been tested with various instrument finishes and found no problems. Still we advise caution with vintage instruments and nitrocellulose finishes. Sweat, environmental pollutants, nitrocellulose and age can create chemical reactions that cannot be tested or predicted, therefore we are not responsible for any damages to the surface finish resulting in these circumstances.
- The stand can be used at home or, with safe distance to the audience, on stage.

Collapsible Guitar Stand Assembly & Use

- Fold out all three legs.
- Put stand on an even and straight surface.
- Insert the upper tube into the bottom tri-pod assembly. Adjust the height and tighten the screw firmly (see picture on the right).
- Insert the body holder(s) into the bottom tri-pod assembly and turn it (them) until perpendicular to the upper tube.
- For RS 20830 and RS 20840, push the neck holder into the upper tube. The Neck holder also has to be perpendicular to the upper tube.
- For RS 20833 and RS 20843 as well as RS 20836 and RS 20846 place the neck holders on top of the upper tube and tighten the thumb wheel to secure them firmly.
- Place the guitar or bass in the support brace - verify that the instrument has a firm resting position and does not tilt or wobble.



Caution:

Maximum stand height is being indicated by the white line on the upper holding assembly. To guarantee optimal stability the upper holding assembly tube **has to be inserted at least up to the white line!**

Maintenance and Care

The guitar stand does not need any special maintenance. If necessary clean it with a damp cloth. If the articulations, hinges or catches (if present) get stiff, they need to be lubricated. Please note that the instrument stand is only recommended for indoor use.

WARRANTY

This product falls under legal warranty.
In case of a warranty claim please contact your dealer.



WARNING:

This product can expose you to chemicals, which are known to the State of California to cause cancer and birth defects or other reproductive harm.
For more information, go to: www.p65warnings.ca.gov