


380x310mm 100g双胶 双黑白

POWER SUPPLY



Owner's manual

Thank you for purchasing this product!

In order to use this product properly and safely, please read this owner's manual carefully before operating this product and keep it for future reference.

This power supply has 7 DC outputs and 1 USB SDP output, 7 DC outputs supply +9V. The 5V USB output enables you to load your cell phone, iPad and other portable devices.

Features:

1. With a built-in 307V/10000mAh rechargeable lithium battery pack, charging time is about 6.5hrs.
2. 6 DC 9V 100mA outputs, 1 DC 9V 300mA outputs
3. Operation indicator, Low Power indicator, Charging indicator, Full Charge indicator, +9V Power indicator.
4. 1 USB SDP output enables you to load your cell phone, iPad and other portable devices.
5. Built-in PPTC fuse with each DC output and lithium battery OCP OVP OTP.
6. USB type C charging interface, support 5V / 2A, full automatic stop charging

Safety instructions:


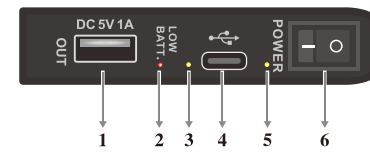
Read this manual carefully before operating .

Battery's maintenance:	<ol style="list-style-type: none"> 1. With built-in lithium battery, please don't keep the battery in insufficient voltage state for a long time, as it results in reducing the battery life. Please charge the product in time when you notice it turns off due to out of battery. If the battery is not to be used for a long time, please have a full charge first and then keep it at the temperature of -20°C-55°C. 2. Don't use it at high temperature or humid environment, nor expose to strong sunlight. Don't keep it in the car or other environments bring about heat, and the operating temperature is -10°C-45°C.
Instructions:	<ol style="list-style-type: none"> 1. Please make sure the On/Off switch is set to OFF position if the product is not in use. 2. Please turn off the power when connecting or unplugging the device. 3. Each output interface features independent output overload protection and short-circuit protection, if you're not sure about the exact current of your device, then you need to reduce each output's load so as to avoid abrupt overload protection during use.

Detailed safety instructions:

1. It can only be used within the voltage and current range of this power supply.
2. Use the attached extension cord and conversion cable only.
3. Don't use it in the rain, near water or damp areas, don't drop water or other liquid substance into this product.
4. Make sure there is no paper, plastic, metal or other solid object falls into any of the ventilation openings.
5. Do not collide, throw or vibrate this product.
6. Clean only with a clean dry cloth. Don't use inflammable substances such as benzene, thinner, detergent and so on.
7. This symbol is intended to alert the user—Use only with the cart, stand, tripod, bracket, or table specified by The manufacturer, or sold with the apparatus. When a cart is used, use caution when moving the cart/apparatus combination to avoid injury from tip-over.
8. Do not open the case for any reason, please switch it off and contact professional maintenance men if it malfunctions, and this product doesn't contain any spare parts for users to do-it-yourself.
9. Don't dump this product with household garbage. Proper treatment can reduce pollution and health hazards. Please contact your local dealer for correct approaches.
10. This product is produced according to strict product specifications, and is supposed to be used in specific areas. If you purchase it online, by mail order or telephone sales, please verify your area is authorized to use this product. It's dangerous to use this product in any unqualified area and you will no longer enjoy the factory warranty. Besides, please keep your invoice as proof of purchase for after-sales service.
11. To avoid electric shock, please ask professional maintenance men to open the cabinet. Don't replace any components by yourself please contact professional maintenance men for maintenance service.
12. Heed all warnings so as to avoid harm or product damage.

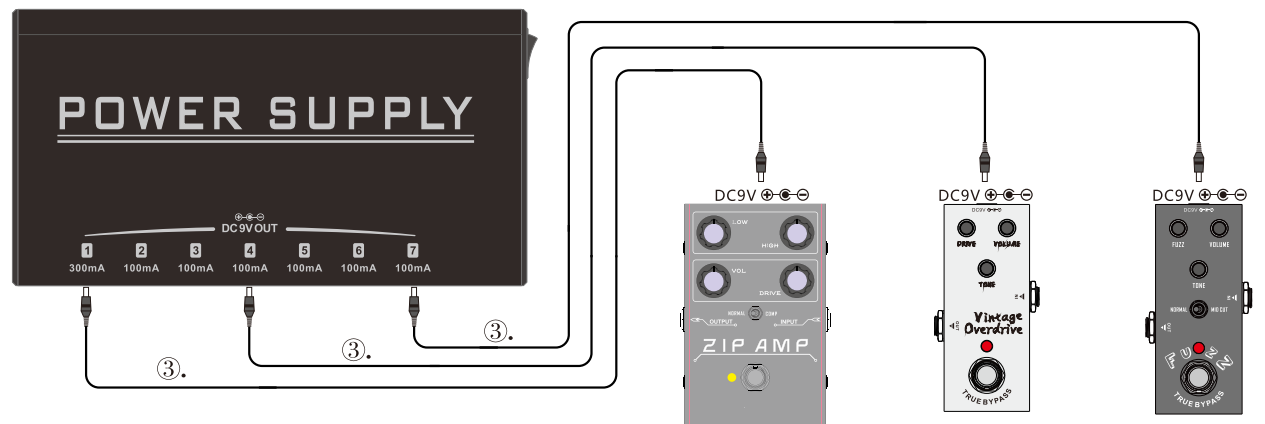
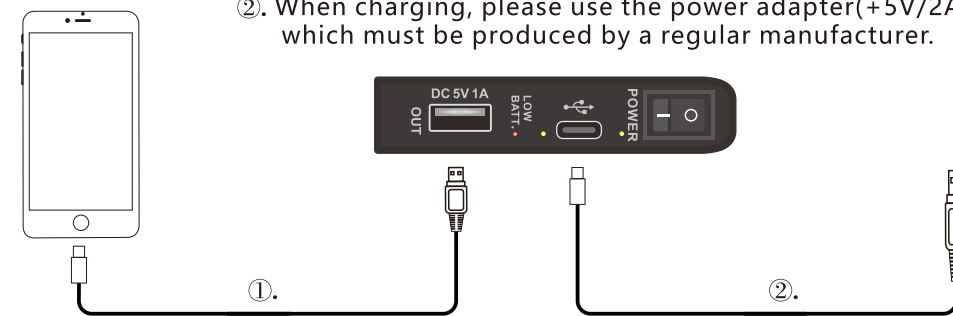
Parts' names and functions:



1. DC +5V output jack: used for a charging cell phone, iPad and other portable devices, and the maximum output current is 1A.
2. Power indicator: When LOW BATT. indicator light appears red, indicating that the power supply is LOW. Please use type c. interface for charging (refer to Article 4), and the red light will be highlighted during charging.
3. Full Charge indicator: When the lithium battery is fully charged, the indicator will be on.
4. Charging port: When you need to charge, please use the + 5V / 2A power adapter produced by the regular manufacturer and the USB type-c cable attached to this product.
5. Operation indicator: When the device is on, the indicator lights up in green.
6. Power Switch: Turn on or turn off the product.
7. The 1st DC output socket: DC + 9V power output, positive outside and negative inside, the maximum output current of the port is 300mA. Normally, the indicator light beside the socket should be on.
8. The 1st DC output indicator:
9. The 2th~7th DC output socket: DC + 9V power output, positive outside and negative inside, the maximum output current of the port is 100mA. Normally, the indicator light beside the socket should be on.
10. The 2th~7th DC output indicator:

Howto connect?

- ①. It can charge cell phone, iPad and other portable devices.
- ②. When charging, please use the power adapter(+5V/2A), which must be produced by a regular manufacturer.
- ③. DC power connection: 7-way output socket(DC +9V), which can be connected to the corresponding effects unit and supply power to it.



Packing list:

- Power supply: 1 piece (dimensions: 142x76.5x16.5mm, weight: 370g)
- DC Cable: 7 pieces (plug's size: outside diameter: 5.5mm, inside diameter: 2.1mm)
- USB - TYPE C Cable: 1 piece
- Owner's manual: 1 piece

MADE IN CHINA